









Statistiques												
	A		B		C		D		2 rép.		pas de rép.	
<b>Question 1</b>	129	83.23%	1	0.65%	15	9.68%	1	0.65%	9	5.81%	0	0.00%
Libéraux					3	100%						
POP	39	97.50%	1	2.50%								
PRD	6	42.86%			7	50.00%			1	7.14%		
PSV	21	100%										
Riv. libre					1	100%						
UDC	2	66.67%			1	33.33%						
UDF	7	70.00%					1	10.00%	2	20.00%		
Verts	54	85.71%			3	4.76%			6	9.52%		
<b>Question 2</b>	139	89.68%	5	3.23%	0	0.00%	0	0.00%	11	7.10%	0	0.00%
Libéraux	2	66.67%	1	33.33%								
POP	37	92.50%							3	7.50%		
PRD	10	71.43%	2	14.29%					2	14.29%		
PSV	20	95.24%							1	4.76%		
Riv. libre	1	100%										
UDC	2	66.67%	1	33.33%								
UDF	9	90.00%							1	10.00%		
Verts	58	92.06%	1	1.59%					4	6.35%		
<b>Question 3</b>	100	64.52%	43	27.74%	3	1.94%	0	0.00%	6	3.87%	3	1.94%
Libéraux			3	100%								
POP	37	92.50%	2	5.00%	1	2.50%						
PRD	3	21.43%	10	71.43%	1	7.14%						
PSV	19	90.48%	1	4.76%					1	4.76%		
Riv. libre	1	100%										
UDC	1	33.33%	1	33.33%	1	33.33%						
UDF	5	50.00%	5	50.00%								
Verts	34	53.97%	21	33.33%					5	7.94%	3	4.76%
<b>Question 4</b>	4	2.58%	146	94.19%	3	1.94%			1	0.65%	1	0.65%
Libéraux			2	66.67%	1	33.33%						
POP	1	2.50%	39	97.50%								
PRD			14	100%								
PSV			21	100%								
Riv. libre			1	100%								
UDC			2	66.67%	1	33.33%						
UDF	2	20.00%	8	80.00%								
Verts	1	1.59%	59	93.65%	1	1.59%			1	1.59%	1	1.59%
<b>Question 5</b>	100	64.52%	30	19.35%	6	3.87%	4	2.58%	14	9.03%	1	0.65%
Libéraux			2	66.67%	1	33.33%						
POP	37	92.50%							3	7.50%		
PRD	1	7.14%	12	85.71%	1	7.14%						
PSV	19	90.48%							2	9.52%		
Riv. libre			1	100%								
UDC					2	66.67%	1	33.33%				
UDF	1	10.00%	5	50.00%	2	20.00%	2	20.00%				
Verts	42	66.67%	10	15.87%			1	1.59%	9	14.29%	1	1.59%
<b>Question 6</b>	8	5.16%	138	89.03%	7	4.52%			0	0.00%	2	1.29%
Libéraux	1	33.33%	1	33.33%	1	33.33%						
POP			39	97.50%							1	2.50%
PRD	1	7.14%	12	85.71%							1	7.14%
PSV			20	95.24%	1	4.76%						
Riv. libre			1	100%								
UDC	1	33.33%	1	33.33%	1	33.33%						
UDF	1	10.00%	8	80.00%	1	10.00%						
Verts	4	6.35%	56	88.89%	3	4.76%						
<b>Question 7</b>	1	0.65%	135	87.10%	12	7.74%	2	1.29%	4	2.58%	1	0.65%
Libéraux					3	100%						
POP			40	100%								
PRD			13	92.86%	1	7.14%						
PSV			21	100%								
Riv. libre			1	100%								
UDC			1	33.33%	2	66.67%						
UDF	1	10.00%	3	30.00%	4	40.00%	1	10.00%	1	10.00%		
Verts			56	88.89%	2	3.17%	1	1.59%	3	4.76%	1	1.59%

Statistiques												
	A		B		C		D		2 rép.		pas de rép.	
<b>Question 8</b>	1	0.65%	130	83.87%	16	10.32%			2	1.29%	6	3.87%
Libéraux					2	66.67%					1	33.33%
POP			40	100%								
PRD	1	7.14%	8	57.14%	2	14.29%			1	7.14%	2	14.29%
PSV			21	100%								
Riv. libre			1	100%								
UDC					3	100%						
UDF			6	60.00%	3	30.00%					1	10.00%
Verts			54	85.71%	6	9.52%			1	1.59%	2	3.17%
<b>Question 9</b>	70	45.16%	71	45.81%	7	4.52%	4	2.58%	3	1.94%	0	0.00%
Libéraux			2	66.67%					1	33.33%		
POP	31	77.50%	7	17.50%			2	5.00%				
PRD			12	85.71%	1	7.14%			1	7.14%		
PSV	8	38.10%	13	61.90%								
Riv. libre			1	100%								
UDC			2	66.67%	1	33.33%						
UDF			6	60.00%	3	30.00%	1	10.00%				
Verts	31	49.21%	28	44.44%	2	3.17%	1	1.59%	1	1.59%		
<b>Question 10</b>	113	72.90%	29	18.71%	9	5.81%			0	0.00%	4	2.58%
Libéraux	1	33.33%	2	66.67%								
POP	34	85.00%	6	15.00%								
PRD	7	50.00%	4	28.57%	2	14.29%					1	7.14%
PSV	21	100%										
Riv. libre					1	100%						
UDC	2	66.67%	1	33.33%								
UDF	2	20.00%	5	50.00%	3	30.00%						
Verts	46	73.02%	11	17.46%	3	4.76%					3	4.76%
<b>Question 11</b>	87	56.13%	51	32.90%	2	1.29%	10	6.45%	4	2.58%	1	0.65%
Libéraux			3	100%								
POP	36	90.00%	2	5.00%			1	2.50%	1	2.50%		
PRD	1	7.14%	12	85.71%							1	7.14%
PSV	16	76.19%	5	23.81%								
Riv. libre			1	100%								
UDC			3	100%								
UDF			5	50.00%	2	20.00%	3	30.00%				
Verts	34	53.97%	20	31.75%			6	9.52%	3	4.76%		
<b>Question 12</b>	136	87.74%	16	10.32%	2	1.29%			0	0.00%	1	0.65%
Libéraux			3	100%								
POP	39	97.50%	1	2.50%								
PRD	11	78.57%	2	14.29%							1	7.14%
PSV	21	100%										
Riv. libre	1	100%										
UDC	3	100%										
UDF	6	60.00%	4	40.00%								
Verts	55	87.30%	6	9.52%	2	3.17%						
<b>Question 13</b>	12	7.74%	101	65.16%	30	19.35%	4	2.58%	7	4.52%	1	0.65%
Libéraux	3	100%										
POP	1	2.50%	17	42.50%	20	50.00%	1	2.50%			1	2.50%
PRD	2	14.29%	10	71.43%					2	14.29%		
PSV	1	4.76%	12	57.14%	6	28.57%	1	4.76%	1	4.76%		
Riv. libre			1	100%								
UDC	1	33.33%	2	66.67%								
UDF	3	30.00%	4	40.00%					3	30.00%		
Verts	1	1.59%	55	87.30%	4	6.35%	2	3.17%	1	1.59%		
<b>Question 14</b>	123	79.35%	20	12.90%	2	1.29%	7	4.52%	0	0.00%	3	1.94%
Libéraux			1	33.33%			1	33.33%			1	33.33%
POP	40	100%										
PRD	7	50.00%	7	50.00%								
PSV	21	100%										
Riv. libre			1	100%								
UDC			2	66.67%	1	33.33%						
UDF	6	60.00%	3	30.00%			1	10.00%				
Verts	49	77.78%	6	9.52%	1	1.59%	5	7.94%			2	3.17%

Statistiques												
	A		B		C		D		2 rép.		pas de rép.	
<b>Question 15</b>	115	74.19%	34	21.94%							6	3.87%
Libéraux	1	33.33%	1	33.33%							1	33.33%
POP	30	75.00%	9	22.50%							1	2.50%
PRD	9	64.29%	2	14.29%							3	21.43%
PSV	16	76.19%	4	19.05%							1	4.76%
Riv. libre	1	100%										
UDC	2	66.67%	1	33.33%								
UDF	5	50.00%	5	50.00%								
Verts	51	80.95%	12	19.05%								
<b>Question 16</b>	5	4.35%	41	35.65%	62	53.91%	2	1.74%	4	3.48%	1	0.87%
Libéraux			1	100%								
POP	2	6.67%	5	16.67%	23	76.67%						
PRD	2	22.22%	4	44.44%	2	22.22%	1	11.11%				
PSV			6	37.50%	8	50.00%			2	12.50%		
Riv. libre					1	100%						
UDC					2	100%						
UDF			2	40.00%	2	40.00%					1	20.00%
Verts	1	1.96%	23	45.10%	24	47.06%	1	1.96%	2	3.92%		

Questions 1 à 14	Nb.	%
	1576	72.63%
	348	16.04%
	92	4.24%
Je ne me prononce pas	69	3.18%
2-3 rép.	61	2.81%
pas de rép.	24	1.11%
<b>Total</b>	<b>2170</b>	<b>100%</b>

Question 15	Nb.	%
	115	74.19%
	34	21.94%
pas de rép.	6	3.87%
<b>Total</b>	<b>155</b>	<b>100%</b>

Question 16	Nb.	%
	62	53.91%
	41	35.65%
	5	4.35%
Je ne me prononce pas	2	1.74%
2-3 rép.	4	3.48%
pas de rép.	1	0.87%
<b>Total</b>	<b>115</b>	<b>100%</b>

Candidats	Nb.	% candidats
Libéraux	3	2.33%
POP	40	39.60%
PRD	14	10.14%
PSV	21	14.58%
Riv. libre	1	7.69%
UDC	3	2.05%
UDF	10	52.63%
Verts	63	43.45%
<b>Total</b>	<b>155</b>	<b>16.74%</b>