

Statistiques




Statistiques												
	A		B		C		D		2-3 rép.		pas de rép.	
<b>Question 1</b>	102	99.03%	0	0.00%	0	0.00%	0	0.00%	0	0.00%	1	0.97%
LnEnsemble	4	80.00%									1	20.00%
Les Verts	16	100%										
UDC	2	100%										
Socialistes	43	100%										
A gauche toute	37	100%										
<b>Question 2</b>	4	3.88%	61	59.22%	28	27.18%	8	7.77%	2	1.94%	0	0.00%
LnEnsemble	1	20.00%	3	60.00%			1	20.00%				
Les Verts			12	75.00%	1	6.25%	3	18.75%				
UDC	2	100%										
Socialistes	1	2.33%	28	65.12%	11	25.58%	3	6.98%				
A gauche toute			18	48.65%	16	43.24%	1	2.70%	2	5.41%		
<b>Question 3</b>	2	1.94%	9	8.74%	83	80.58%	7	6.80%	0	0.00%	2	1.94%
LnEnsemble			3	60.00%	2	40.00%						
Les Verts			3	18.75%	12	75.00%	1	6.25%				
UDC			2	100%								
Socialistes	2	4.65%	1	2.33%	35	81.40%	3	6.98%			2	4.65%
A gauche toute					34	91.89%	3	8.11%				
<b>Question 4</b>	98	95.15%	4	3.88%	0	0.00%	0	0.00%	0	0.00%	1	0.97%
LnEnsemble	3	60.00%	2	40.00%								
Les Verts	15	93.75%	1	6.25%								
UDC	2	100%										
Socialistes	41	95.35%	1	2.33%							1	2.33%
A gauche toute	37	100%										
<b>Question 5</b>	96	93.20%	2	1.94%	4	3.88%	0	0.00%	0	0.00%	1	0.97%
LnEnsemble	2	40.00%			3	60.00%						
Les Verts	14	87.50%			1	6.25%					1	6.25%
UDC			2	100%								
Socialistes	43	100%										
A gauche toute	37	100%										
<b>Question 6</b>	53	51.46%	42	40.78%	0	0.00%	3	2.91%	2	1.94%	3	2.91%
LnEnsemble	1	20.00%	4	80.00%								
Les Verts	6	37.50%	8	50.00%			1	6.25%	1	6.25%		
UDC			2	100%								
Socialistes	20	46.51%	19	44.19%			1	2.33%	1	2.33%	2	4.65%
A gauche toute	26	70.27%	9	24.32%			1	2.70%			1	2.70%
<b>Question 7</b>	25	24.27%	5	4.85%	46	44.66%	24	23.30%	0	0.00%	3	2.91%
LnEnsemble	1	20.00%	2	40.00%			2	40.00%				
Les Verts	8	50.00%	1	6.25%	2	12.50%	5	31.25%				
UDC			2	100%								
Socialistes	13	30.23%			15	34.88%	13	30.23%			2	4.65%
A gauche toute	3	8.11%			29	78.38%	4	10.81%			1	2.70%
<b>Question 8</b>	0	0.00%	91	88.35%	4	3.88%	2	1.94%	1	0.97%	5	4.85%
LnEnsemble			2	40.00%	2	40.00%					1	20.00%
Les Verts			14	87.50%			1	6.25%			1	6.25%
UDC			2	100%								
Socialistes			37	86.05%	1	2.33%	1	2.33%	1	2.33%	3	6.98%
A gauche toute			36	97.30%	1	2.70%						
<b>Question 9</b>	94	91.26%	7	6.80%	1	0.97%			0	0.00%	1	0.97%
LnEnsemble	1	20.00%	4	80.00%								
Les Verts	15	93.75%			1	6.25%						
UDC	2	100%										
Socialistes	39	90.70%	3	6.98%							1	2.33%
A gauche toute	37	100%										
<b>Question 10</b>	4	3.88%	56	54.37%	36	34.95%	1	0.97%	4	3.88%	2	1.94%
LnEnsemble	1	20.00%	3	60.00%					1	20.00%		
Les Verts	1	6.25%	14	87.50%	1	6.25%						
UDC	2	100%										
Socialistes			25	58.14%	14	32.56%	1	2.33%	1	2.33%	2	4.65%
A gauche toute			14	37.84%	21	56.76%			2	5.41%		

Statistiques

Statistiques													
	A		B		C		D		2-3 rép.		pas de rép.		
<b>Question 11</b>	12	11.65%	1	0.97%	63	61.17%	26	25.24%	0	0.00%	1	0.97%	
LnEnsemble	4	80.00%					1	20.00%					
Les Verts	3	18.75%			10	62.50%	3	18.75%					
UDC					2	100%							
Socialistes	1	2.33%			28	65.12%	13	30.23%			1	2.33%	
A gauche toute	4	10.81%	1	2.70%	23	62.16%	9	24.32%					
<b>Question 12</b>	73	70.87%	21	20.39%	2	1.94%	3	2.91%	2	1.94%	2	1.94%	
LnEnsemble	1	20.00%	3	60.00%					1	20.00%			
Les Verts	7	43.75%	6	37.50%	1	6.25%	2	12.50%					
UDC			2	100%									
Socialistes	32	74.42%	9	20.93%			1	2.33%	1	2.33%			
A gauche toute	33	89.19%	1	2.70%	1	2.70%					2	5.41%	
<b>Question 13</b>	1	0.97%	6	5.83%	92	89.32%	3	2.91%	1	0.97%	0	0.00%	
LnEnsemble	1	20.00%	3	60.00%	1	20.00%							
Les Verts					15	93.75%	1	6.25%					
UDC			2	100%									
Socialistes					41	95.35%	2	4.65%					
A gauche toute			1	2.70%	35	94.59%			1	2.70%			
<b>Question 14</b>	90	87.38%	9	8.74%	0	0.00%	1	0.97%	0	0.00%	3	2.91%	
LnEnsemble	3	60.00%	1	20.00%							1	20.00%	
Les Verts	9	56.25%	5	31.25%			1	6.25%			1	6.25%	
UDC	2	100%											
Socialistes	39	90.70%	3	6.98%							1	2.33%	
A gauche toute	37	100%											
<b>Question 15</b>	94	91.26%	0	0.00%	7	6.80%			0	0.00%	2	1.94%	
LnEnsemble	1	20.00%			3	60.00%					1	20.00%	
Les Verts	14	87.50%			2	12.50%							
UDC	2	100%											
Socialistes	41	95.35%			1	2.33%					1	2.33%	
A gauche toute	36	97%			1	2.70%							
<b>Question 16</b>	80	77.67%	20	19.42%							3	2.91%	
LnEnsemble	3	60.00%	2	40.00%									
Les Verts	13	81.25%	3	18.75%									
UDC			2	100%									
Socialistes	34	79.07%	8	18.60%							1	2.33%	
A gauche toute	30	81.08%	5	13.51%							2	5.41%	
<b>Question 17</b>	6	7.50%	14	17.50%	51	63.75%	1	1.25%	7	8.75%	1	1.25%	
LnEnsemble	3	100%											
Les Verts			4	30.77%	8	61.54%			1	7.69%			
UDC													
Socialistes	2	5.88%	8	23.53%	18	52.94%	1	2.94%	4	11.76%	1	2.94%	
A gauche toute	1	3.33%	2	6.67%	25	83.33%			2	6.67%			



Questions 1 à 15

Nb. %

	1139	73.72%
	253	16.38%
	28	1.81%
Je ne me prononce pas	86	5.57%
2-3 rép.	12	0.78%
pas de rép.	27	1.75%
<b>Total</b>	<b>1545</b>	<b>100%</b>

Question 16

Nb. %

	80	77.67%
	20	19.42%
pas de rép.	3	2.91%
<b>Total</b>	<b>103</b>	<b>100%</b>




Question 17

Nb. %

Candidats Nb. % candidats

LnEnsemble	5	5.00%
Les Verts	16	32.00%
Les Verts	2	10.53%
Socialistes	43	53.09%
A gauche toute	37	56.06%

Je ne me prononce pas

	51	63.75%
	14	17.50%
	6	7.50%
Je ne me prononce pas	1	1.25%
2-3 rép.	7	8.75%
pas de rép.	1	1.25%
<b>Total</b>	<b>80</b>	<b>100%</b>